


**DIMENSIONS**

Model dimensions


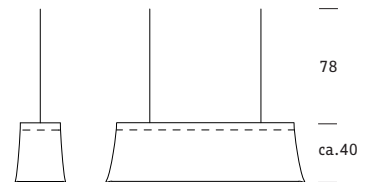
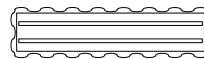
Dimensioned sketch



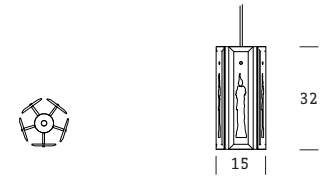
**Reflector luminaire  
236 PX-E**  
T8 2x36W  
dimmbable



**Cover "falba\_la"**  
200 x 101 cm



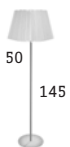
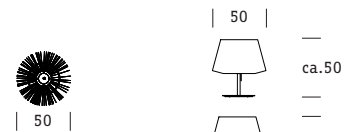
**Suspended luminaire "lou\_piote"**  
ø15 x 32 cm  
E27



**Wall lamp "co\_quette"**  
ca. 12 x 11 x 20 cm



**Table lamp "strip\_tease"**  
ca. ø50 x 50 cm



**Floor lamp "strip\_tease"**  
ca. ø50 x 145 cm

